

2026-27 Financial Aid Updates

ASPIRE CONFERENCE

OCTOBER 2025

Agenda

- Financial Aid Form Updates
- Oregon Program Updates
- Tools You Can Use
 - FAFSA Prototype
 - ORSAA Screen Shot Walk Through

FAFSA is Open!

Federal **StudentAid**
AN OFFICE OF THE U.S. DEPARTMENT OF EDUCATION

FAFSA ▾

Loans & Grants ▾

Repayment ▾

Loan Forgiveness ▾

🔍 🔔 👤 Raya ▾

FAFSA®
FORM
2024–25

Welcome, Raya,
to the FAFSA® Form

———— I am starting the FAFSA form as a ————

☐ Student



☐ Parent



ORSAA is OPEN!

The screenshot displays the ORSAA application portal. At the top, a green header bar contains the Higher Education Coordinating Commission logo on the left and 'OSAC HECC' with a user profile icon on the right. A left-hand navigation menu includes 'Dashboard', 'Documents' (highlighted with a red badge showing '2'), and 'Useful Links'. The main content area is titled 'Documents' and features a status filter bar with options: 'Status: [x] Needed (2) [] Submitted (0) [x] Satisfied (0) [] Unsatisfied (0)' and a 'Show All Documents' button. Below this, the 'Applications' section contains a message: 'PLEASE CLICK ON "SHOW FULL INFO" TO READ ALL INSTRUCTIONS. All information about your ORSAA application status can be viewed here, including all submitted, satisfied, corrected, and changed applications. Your applications will be displayed from newest (top) to oldest (bottom).' with a 'Show Full Info' link. The 'My Documents' section lists two applications: '2026-2027 ORSAA Application' and '2025-2026 ORSAA Application', both marked as 'NOT STARTED' and 'Status as of 10/01/2025', with a 'Review and Update' link for each. The footer provides contact information for the 2023 Higher Education Coordinating Commission, OSAC Office, and links to 'About OSAC' and 'OSAC website'.

Higher Education Coordinating Commission

OSAC HECC

Dashboard

Documents 2

Useful Links

Status: [x] Needed (2) [] Submitted (0) [x] Satisfied (0) [] Unsatisfied (0) Show All Documents

Documents

Applications

PLEASE CLICK ON "SHOW FULL INFO" TO READ ALL INSTRUCTIONS.
All information about your ORSAA application status can be viewed here, including all submitted, satisfied, corrected, and changed applications. Your applications will be displayed from newest (top) to oldest (bottom).

Show Full Info

My Documents

2026-2027 ORSAA Application
2026-2027 Federal Award Year

NOT STARTED
Status as of 10/01/2025
Review and Update

2025-2026 ORSAA Application
2025-2026 Federal Award Year







NOT STARTED
Status as of 10/01/2025
Review and Update

2023 Higher Education Coordinating Commission

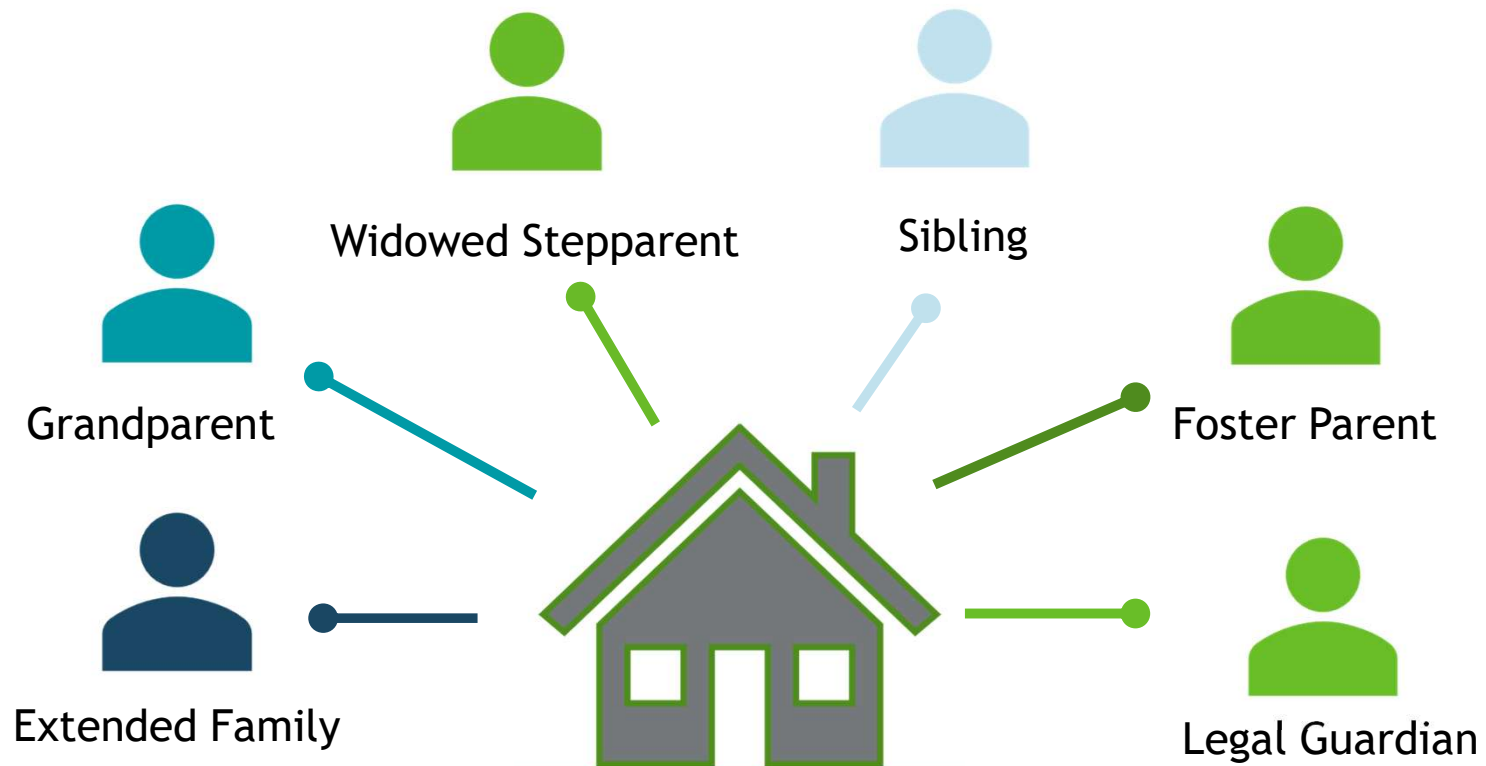
OSAC Office
3225 25th Street SE
Salem, OR 97302
ORSAAHelp@hecc.oregon.gov

About OSAC
OSAC website

Who's The Financial Aid Parent?

Are your parents married to each other or do they live together?	If not, what parent provided more financial support over the past 12 months?	Is the parent that provided more financial support remarried?
		
Both parents will report information on the FAFSA/ORSAA 	This parent will report information on the FAFSA/ORSAA 	Stepparent will also report information on the FAFSA/ORSAA 

Non-Financial Aid Parents



Online Parent Wizard

<https://studentaid.gov/fafsa-apply/parents>

Federal Student Aid ID (FSA ID)

- Students
- Parents (if possible)
- **INSTANT PROCESSING**
- Unique to each individual
- Used for FAFSA
- Used for student loans

Personal Information

I understand that I'll be required to certify that the information I provide to create an account is true and correct and that I'm the individual I claim to be.

If I'm not the person I claim to be, I understand that I'm not authorized to proceed and that I should exit this form now. If I provide false or misleading information, I understand that I might be subject to a fine, prison time, or both.

First Name

Middle Initial

Last Name

Date of Birth

Month Day Year

Social Security Number

What if I don't have a Social Security number? ^

If you don't have a Social Security number (SSN) and at least one these two statements describes you, you can check the box below to create an account without an SSN:

- I am a citizen of the Freely Associated States who needs to complete the FAFSA® form online.
- I am a parent or spouse of a student who is applying for aid.

☐ I do not have a Social Security number.
I am a citizen of the Freely Associated States and I do not have a Social Security number (SSN); OR I am a parent or spouse of a student who is applying for aid and I do not have an SSN.

Cancel

Continue

FSA ID: Undocumented Contributors

Create an Account

Whether you're a student, parent, or borrower, you'll need to create your own account to apply for, receive, and manage your federal student aid.

[Get Started](#)

Already have an account? [Log In](#)


What You Can Do With Your Account


You must have an account to do the following:

- Fill out the *Free Application for Federal Student Aid* (FAFSA®) form online
- Complete other online forms (such as the *Master Promissory Note*) required to receive aid
- Review the federal student aid you've received

What You'll Need

- Your Social Security number (if applicable)
- Your own email address






Sign Up

Please fill out the form below to create your account.


All the information you provide is confidential. Once you complete the information, your account will be created and you will be able to access the Student Experience Portal.

Email

 Please ensure that this is a valid, permanent email address that you check regularly.

Confirm Email


Password


 New passwords must be at least 8 characters and meet the following:

- 1 upper case (A-Z) characters
- 1 lower case (a-z) characters
- 1 numeric characters (0-9)
- 1 special characters (e.g. !@#\$%^&*)
- Not exceed 2 sequential numbers (e.g. 12, 456, 789)
- Not exceed 2 repeating characters or numbers (e.g. AA, bb, 77, &&)
- Do not include common words or names.

Confirm Password

Please show you are not a robot

 I'm not a robot


reCAPTCHA
[Privacy](#) - [Terms](#)

ORSAA Sign Up

ORSAA Eligibility Criteria

Students only need to complete one financial aid application per academic year (FAFSA or ORSAA). See below for eligibility criteria:

To complete the ORSAA you must meet one of the following criteria:

- Be an undocumented Oregon student
- Have Deferred Action for Childhood Arrivals (DACA) status, Temporary Protected Status (TPS), or a U-visa.

Do NOT complete the ORSAA if you are (1) a U.S. citizen, (2) a legal noncitizen with an Alien Registration number, or (3) an international student who is in the United States with a valid visa.

To complete the FAFSA you must meet one of the following criteria:

An eligible noncitizen is a U.S. national (includes natives of American Samoa or Swains Island), U.S. permanent resident (who has an I-151, I-551 or I-551C [Permanent Resident Card]), or an individual who has an Arrival-Departure Record (I-94) from U.S. Citizenship and Immigration Services (USCIS) showing one of the following designations:

- Refugee
- Asylum Granted
- Cuban-Haitian Entrant (Status Pending)
- Conditional Entrant (valid only if issued before April 1, 1980)
Victims of human trafficking, T-visa (T-2, T-3, or T-4, etc.) holder
- Parolee (You must be paroled into the United States for at least one year and you must be able to provide evidence from the USCIS that you are in the United States for other than a temporary purpose and that you intend to become a U.S. citizen or permanent resident.)

If you meet the criteria above for FAFSA, please click the FAFSA button

If you meet the criteria above for ORSAA, please click the ORSAA button

If you don't meet either FAFSA or ORSAA criteria above, you are not eligible to complete the application - Please click CANCEL

☐ FAFSA ☒ ORSAA

CANCEL

CONTINUE

ORSAA Eligibility Criteria

Agenda: Program Updates

- Federal Updates
- Oregon Program Updates

Federal Grants



Federal Pell
Grant



Federal
Supplemental
Educational
Opportunity
Grant (FSEOG)



Teacher
Education
Assistance for
College and
Higher Education
(TEACH)

Potential Federal Pell Grant Eligibility

Single-Parent Family 2026-27			
Family Size	Maximum Pell Eligibility	Pell Eligible	Not Pell Eligible
2	< \$45,990	< \$66,430	\$66,430+
3	< \$58,095	< \$83,915	\$83,915+
4	< \$70,200	< \$101,400	\$101,400+
5	< \$82,350	< \$118,885	\$118,885+

NOTE: Students must ALSO have an SAI of 14,790 or less to be eligible for Federal Pell

Potential Federal Pell Grant Eligibility

Two-Parent Family 2026-27			
Family Size	Maximum Pell Eligibility	Pell Eligible	Not Pell Eligible
3	< \$45,185	< \$71,005	\$71,005+
4	< \$54,600	< \$85,800	\$85,800+
5	< \$64,015	< \$100,595	\$100,595+
6	< \$73,430	< \$115,390	\$115,390+

NOTE: Students must ALSO have an SAI of 14,790 or less to be eligible for Federal Pell

Federal Loan Changes

- Parent PLUS
 - Annual cap
 - Per student cap
- Graduate PLUS
 - Annual cap



Oregon Opportunity Grant

- Fill out the FAFSA or ORSAA
- Based on financial need
- Enroll at least half-time
- Attend an Oregon college/university



Oregon Promise Grant

- Recent Oregon high school grad
- Recent GED graduate
- 2.0+ GPA or passing GED score
- File FAFSA/ORSAA
- Complete application



OSAC Contact Information

Oregon Promise Questions:
oregonpromise@hecc.oregon.gov

Oregon Grants



Oregon Child
Care Grant



Oregon Teacher
Scholars Program
Grant



Oregon Tribal
Student Grant



Chafee Training
and Education
Grant

OSAC Contact Information

Public Programs:

publicprograms@hecc.oregon.gov

General Questions:

sa.feedback@hecc.oregon.gov

Scholarships

- High school
- Local community
- State organizations
- National organizations
- Your college or university



OSAC Contact Information

OSAC Scholarship Questions:

hecc_osacawardinfo@hecc.oregon.gov

Agenda: Tools You Can Use

- FAFSA Prototype
- ORSAA Screenshots

FAFSA Prototype

fsapartners.ed.gov/fafsa-prototype/2526

enter the access code: **prototype2526**

FAFSA Known Issues 2026-27

<https://fsapartners.ed.gov/knowledge-center/topics/fafsa-simplification-information/fafsa-issue-alerts>

Statewide Paying for College Webinar


NEXT WEDNESDAY, October 8th!

https://bit.ly/PFCE_OR


6:00 to 7:30 ish

FAFSA & ORSAA “Walk Through”

FAFSA on the left



ORSAA on the right



Username & Password

Log In ➔

Email, Phone, or FSA ID Username

raya.tran

Password


•••••••• Show Password

Log In

[Forgot My Username](#) | [Forgot My Password](#)

[Create an Account](#)

[Help Me Log In to My Account](#)



Sign In

Email

anel.venegas-trujillo+ORSAAT1@l

Password

••••••••

If you previously created an account on this site, use your user name (email address) and password to log into this

[Show Full Info](#)

☐ Remember me [Reset your Password](#)

SIGN IN

Don't have an account? [Sign Up](#)

Student Identity Information

Review the information below and verify that it's correct before moving forward.

Name

Raya A. Tran

Date of Birth

5/5/2003

Social Security Number

•••••-1234

Email Address

raya.tran@email.com

Mobile Phone Number

(555) 555-5555

To update this information for all U.S. Department of Education communications, go to [Account Settings](#).

OSAC HECC

2026-2027 ORSAA Application

Student Information

Student College or Career School Plans

Student Circumstances

Student Family Information

Student Financial Information

Student School List

Student Identity Information

Información de identidad del estudiante

Provide the student's first name, middle name, and last name exactly as it appears on the student's Social Security or ITIN card, and provide the student's date of birth. If the student does not have a Social Security or ITIN card, the student's first/last name should match the name provided to the student's college(s).

Proporcione el nombre, segundo nombre y apellido del estudiante exactamente como aparecen en la tarjeta del Seguro Social o ITIN del estudiante, y proporcione la fecha de nacimiento del estudiante. Si el estudiante no tiene una tarjeta de Seguro Social o ITIN, el nombre/apellido del estudiante debe coincidir con el nombre proporcionado a la(s) universidad(es) del estudiante.

First name *
Nombre

Middle name
Segundo nombre

Last name *
Apellido

Suffix
Sufijo

Date of birth *
Fecha de nacimiento

Exit

Demographic Information

FAFSA & ORSAA Student Income



We're securely importing your information.

Do not leave this page while your information is being imported into your application.



Loading...

2026-2027 ORSAA Application

Exit

- ✓ Student Information
- ✓ Student College or Career School Plans
- ✓ Student Circumstances
- ✓ Student Family Information
- Student Financial Information**
- Student School List
- Parent Information
- Parent Financial Information

Student Tax Filing Status

Estado civil de declaración de impuestos del estudiante

Did or will the student file a 2024 IRS Form 1040 or 1040-NR? ^{*}
¿Presentó o presentará el estudiante un formulario 2024 del IRS 1040 o 1040-NR?

☐ Yes; Sí
☐ No

This field is required

Did the student earn income in a foreign country in 2024, were they employed by an international organization but not required to report their income on any tax return, or did they file a tax return with Puerto Rico or another U.S. territory? ^{*}
¿El estudiante [cónyuge] obtuvo ingresos en un país extranjero en 2024, fue empleado de una organización internacional pero no estaba obligado a declarar sus ingresos en ninguna declaración de impuestos, o presentó una declaración de impuestos en Puerto Rico u otro territorio de los EE. UU.?

☐ Yes; Sí
☐ No

This field is required

i If the student filed or will file a tax return with Puerto Rico or another U.S. territory, select 'yes'. International organizations include, for example, the United Nations, World Bank, and International Monetary Fund.
Si el estudiante presentó o presentará una declaración de impuestos en Puerto Rico u otro territorio de los EE. UU., seleccione "sí". Las organizaciones internacionales incluyen, por ejemplo, las Naciones Unidas, el Banco Mundial y el Fondo Monetario Internacional.

Indicate the student's income tax filing status for 2024. ^{*}
Indique el estado de presentación de la declaración de impuestos del estudiante para 2024.

Select...

This field is required

Student Assets

Student Assets

Current Total of Cash, Savings, and Checking Accounts

Don't include student financial aid.

\$.00

Current Net Worth of Investments, Including Real Estate

Don't include the home the student lives in. Net worth is the value of the investments minus any debts owed against them.

\$.00

Current Net Worth of Businesses and Investment Farms

Enter the net worth of the student's businesses or for-profit agricultural operations. Net worth is the value of the businesses or farms minus any debts owed against them.

\$.00

Student Assets

Bienes del estudiante

If the student is married, enter the combined amounts held by the student and their spouse. If the answer is zero or the question does not apply, enter 0.

Si el estudiante está casado, ingrese las cantidades combinadas que poseen el estudiante y su cónyuge. Si la respuesta es cero o la pregunta no aplica, ingrese 0.

Current total of cash, savings, and checking accounts
Total actual de efectivo, cuentas de ahorro y cuenta de cheques

This field is required

Don't include student financial aid.

No incluya la ayuda financiera para estudiantes.

Current net worth of investments, including real estate
Valor neto actual de las inversiones, incluidos los bienes raíces

This field is required

Don't include the home the student lives in. Net worth is the value of the investments minus any debts owed against them.

No incluya la casa en la que vive el estudiante. El patrimonio neto es el valor de las inversiones menos las deudas que se tengan contra ellas.

Current net worth of businesses and investment farms
Patrimonio neto actual de empresas y granjas de inversión

This field is required

Enter the net worth of the student's businesses or for-profit agricultural operations. Net worth is the value of the businesses or farms minus any debts owed against them.


Ingrese el valor neto de los negocios del estudiante u operaciones agrícolas con fines de lucro. El patrimonio neto es el valor de las empresas o granjas menos las deudas contra ellas.

Adding Colleges & Universities

Where should we send the FAFSA® information?

Search and select colleges and career schools.

You can add up to 20 colleges and career schools to the FAFSA® form.

 0 out of 20 Schools Selected [View Selected Schools](#)

[Search by School Name](#) [Search by School Code](#)

State

School List

[Exit](#)

Lista de instituciones educativas

Select the schools to receive a copy of the student's application. Select at least one school and up to twenty schools to receive the student's information.

Seleccione las escuelas para recibir una copia de la solicitud del estudiante. Seleccione al menos una escuela y hasta veinte escuelas para recibir la información del estudiante.

School 1 *

Escuela 1

Select...



This field is required

Additional ORSAA Questions

OSAC3 HECC3

2025-2026 ORSAA Application

✓ Student Information

✓ Student College or Career School Plans

✓ Student Circumstances

✓ Student Family Information

✓ Student Financial Information

✓ Student School List

Additional Questions

Tuition Equity Questions

Please answer the following questions related to your residency status.

To be eligible for Oregon state grants and/or in-state tuition rates at Oregon public universities as a non-U.S. Citizen, you must certify that you meet all of the following conditions. Please respond to each of the following certification statements:

I certify that during each of the three years immediately prior to receiving a high school diploma or leaving school before receiving a high school diploma, I attended an elementary or a secondary school in Oregon. *

☐ Yes

☐ No

This field is required

I certify that during each of the five years immediately prior to receiving a high school diploma or leaving school before receiving a high school diploma, attended an elementary or a secondary school in any state or territory of the United States, the District of Columbia or the Commonwealth of Puerto Rico. *

☐ Yes

☐ No

This field is required

I certify that I have received - or will receive before the start of the next school year - a high school diploma from a secondary school in Oregon, or the equivalent of a high school diploma. *

☐ Yes

☐ No

This field is required

Certification Regarding Permanent Residency *

In addition to school attendance requirements, to be eligible for Oregon state grants as a non-U.S. Citizen you must show an intention to become a citizen or a lawful permanent resident of the United States.

I certify that I intend to become a citizen or a lawful permanent resident of the United States.

☐ Yes

☐ No

This field is required

Exit

OSAC3 HECC3

2026-2027 ORSAA Application

✓ Student Information

✓ Student College or Career School Plans

✓ Student Circumstances

✓ Student Family Information

✓ Student Financial Information

✓ Student School List

E-Signature

Step 1: Signature Options

Great work! You've completed all the required steps for the 2026-2027 ORSAA Application. Now it's time to review the 2026-2027 ORSAA Application, sign the form and submit the form for processing. Please select one of the signature options below to sign and submit the 2026-2027 ORSAA Application.

Select the **Electronically Sign Forms** option for the fastest option for processing financial aid forms. You will have the option to review all information prior to submitting it. You will also be able to print copies of all forms signed electronically. If you want to sign your form with an electronic signature, please select this option below.

Selecting **Or choose another option** is not an electronic signature option and requires that you print your completed forms, review them for accuracy, and then provide a wet signature and upload or send your form. This process is manual and may result in delays in processing your financial aid forms and receiving your financial aid funds. If you do not want to electronically sign your forms, please select this option below.

1/3

E-SIGN DOCUMENT

OR CHOOSE ANOTHER OPTION

Exit

2023 Higher Education Coordinating Commission

OSAC Office
3225 25th Street SE
Salem, OR 97302

[About OSAC](#)
[OSAC website](#)

Inviting Parents/Contributors

Invite a Parent as a Contributor

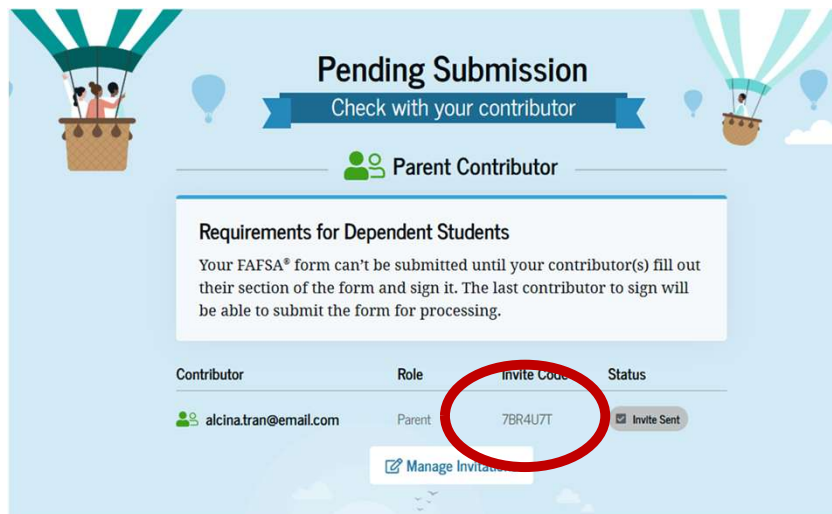
A contributor is anyone who's required to provide information on your FAFSA form. You must invite a legal parent—a biological or adoptive parent as determined by the state.

Stepparents and other types of guardians do not count unless they have legally adopted the student.

Who counts as a parent on the FAFSA form?

A screenshot of the 'Invite a Parent Contributor' form. The form has a title 'Invite a Parent Contributor' and a sub-header 'Parent'. Below the title is an 'Email' label and a text input field. At the bottom of the form is a blue button labeled 'Send Invite'. The entire form is circled in red.A screenshot of the OSAC HECC application status page. The page has a green header with 'OSAC HECC' and a user profile icon. Below the header is a status bar with 'Status: [checkmark] Needed (2) [square] Submitted (0) [checkmark] Satisfied (0) [square] Unsatisfied (0)' and a 'Show All Documents' button. The main content area is titled 'Documents' and contains a section for 'Applications' with a 'Show Full Info' button. Below this is a 'My Documents' section showing a '2026-2027 ORSAA Application' with a 'REQUEST PARENT SIGNATURE' button. A modal window is open over the application, showing a '2026-2027 ORSAA Application' with a 'REQUEST PARENT SIGNATURE' button and a 'Close' button. The modal also contains a 'Please choose parent to sign:' section with a radio button for 'OSAC PARENT HECC PARENT' and an 'Email' input field. At the bottom of the modal are 'SEND INVITATION' and 'CANCEL' buttons.



Student Signs



Pending Submission
Check with your contributor

Parent Contributor

Requirements for Dependent Students
Your FAFSA® form can't be submitted until your contributor(s) fill out their section of the form and sign it. The last contributor to sign will be able to submit the form for processing.

Contributor	Role	Invite Code	Status
 alcina.tran@email.com	Parent	7BR4U7T	 Invite Sent

[Manage Invitations](#)

Step 3: Consent & Disclosures

[Exit](#)

You have elected to electronically sign the 2024-2025 ORSAA Application. Please note that your electronic signature is still valid if errors exist on your form. If you need to make corrections to the form before signing, please go to the appropriate section on the left navigation bar and make your changes. If you need to make corrections to your form after you electronically sign, please contact the Office of Student Access and Completion (OSAC).

Please provide the information below to complete the electronic signature process. Your information must match exactly with what we have on file for your account, including any special characters that were used.

First name (AneiTest) *

AneiTest

1 Enter your first name as provided to your school.

Last name (ATest) *

ATest

1 Enter your last name as provided to your school.

Password *

1 Enter the Password used when you created your account.

REQUIRED DISCLOSURES

MINIMUM ELECTRONIC SIGNATURE HARDWARE & SOFTWARE REQUIREMENTS

3/3

BACK

SIGN

Parent/Contributor Invitation Email

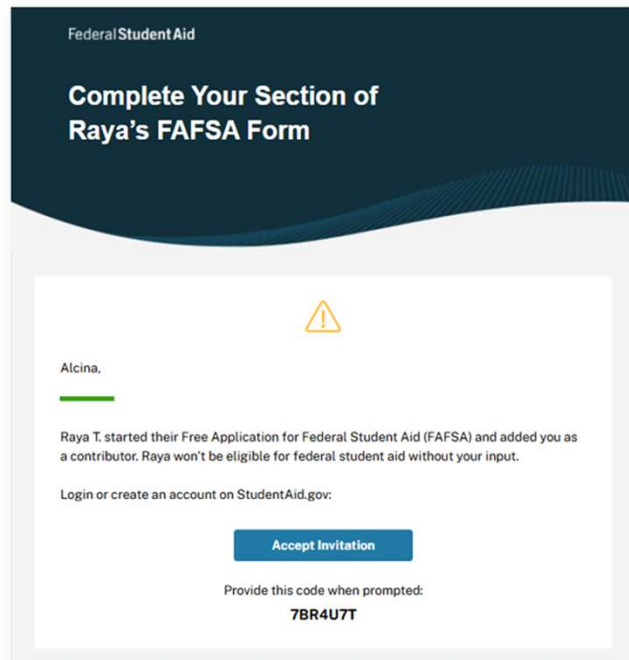
Raya Has Invited You to Their FAFSA Form



U.S. Department of Education
To: Tran, Aloina



Today at 1:00 PM



Parent Electronic Signature Request for ORSAA Application - Time Sensitive



ORSAA <ORSAAHelp@hecc.oregon.gov>

To: OSAC ORSAA Help; pamela.zuhoski@regenteducation.com

[If there are problems with how this message is displayed, click here to view it in a web browser.](#)



Wed 10/1/2025 3:24 PM

Email Address Override: In production mode, this email would have been sent to anel.venegas-trujillo+26-27test9P@hecc.oregon.gov

Dear OSAC PARENT HECC PARENT,

OSAC HECC has requested your electronic signature on the 2026-2027 ORSAA Application.

You can log into the ORSAA Parent Portal by going to <https://osacstudentxqa.regenteducation.net/parents?t=99b1d36bb5eb4b49b048ffb932b2dfdb> and enter your email address and password to sign the form. Be sure your student is logged out of their account before you log in.

Please note that if you do not take any action, this link will expire in 72 hours.

If you have any questions about your account or the signature process, please contact the ORSAA Team at ORSAAHelp@hecc.oregon.gov.

Sincerely,

Office of Student Access and Completion (OSAC)

Parent Login

[← FAFSA Homepage](#)

Accept 2026–27 FAFSA® Invitation

Enter the code you received for the FAFSA form.

Invitation Code

7BR4U7T

Submit

Need to accept an invitation for a different year?

Go to [“My Activity”](#) to find any existing invitations for a previous year's FAFSA form.

Don't have an invitation code?

Speak with the person who invited you to the form and ensure they have sent it to your email. Check your inbox for your invitation code.

The screenshot shows the OSAC Parent HECC Parent login interface. At the top, there is a green header bar with the OSAC logo and the text 'OSAC PARENT HECC PARENT'. Below the header, there is a navigation bar with a 'Filter By:' dropdown menu, a 'Status:' section with checkboxes for 'Needed (1)', 'Submitted (0)', 'Satisfied (0)', and 'Unsatisfied (0)', and a 'Show All Documents' button. The main content area is divided into two sections: 'Information for Parents' and 'My Documents'. The 'Information for Parents' section contains a welcome message and instructions on how to accept the invitation. The 'My Documents' section shows a list of documents, including a '2026-2027 ORSAA Application' with a status of 'PENDING PARENT SIGNATURE' and a download icon. At the bottom right, there are two buttons: 'SIGN FORM' and 'START, EDIT OR COMPLETE A FORM'.

OSAC PARENT HECC PARENT

Filter By: Select... Status: ☒ Needed (1) ☐ Submitted (0) ☐ Satisfied (0) ☐ Unsatisfied (0) Show All Documents

Information for Parents

Welcome Parent!

CLICK ON "SHOW FULL INFO" to read this entire message.

Thank you for taking the time to review and sign your student's ORSAA application for state financial aid. If you have already submitted an electronic signature, disregard this message. If you have not yet submitted an electronic signature, please click "Review and Update" to begin the process to electronically sign (known as e-sign) your student's application.

If you elect to mail in your signature instead, this will significantly delay your student's application from processing. Please electronically sign if at all possible.

You can check the application status by clicking on "Documents" - your student's application is considered incomplete, and it will show as "Submitted" until the signature is received and processed; once that is complete, please go to Documents and look for a green box which will say the application is "Satisfied" - this means you are done.

Close

My Documents

2026-2027 ORSAA Application

2026-2027 Federal Award Year

Attachments

2026-2027 ORSAA Application.pdf

122 KB

PENDING PARENT SIGNATURE

Status as of 10/01/2025

SIGN FORM

START, EDIT OR COMPLETE A FORM

Close

FAFSA Parent Income



We're securely importing your information.

Do not leave this page while your information is being imported into your application.



Loading...

2026-2027 ORSAA Application

✓ Student Information

✓ Student College or Career School Plans

✓ Student Circumstances

✓ Student Family Information

✓ Student Financial Information

✓ Student School List

✓ Parent Information

Parent Financial Information

Exit

Parent Tax Filing Status

Estado civil de la declaración de impuestos del padre

Did or will the parent file a 2024 IRS Form 1040 or 1040-NR? *

¿El padre presentó o presentará un formulario 1040 o 1040-NR del IRS 2024?

☐ Yes; Sí

☐ No

This field is required

Indicate the parent's income tax filing status for 2024. *

Indique el estado de presentación de la declaración de impuestos del padre para 2024.

Select...

This field is required

<2/4>

BACKNEXTSkip Ahead

2026-2027 ORSAA Application

✓ Student Information

✓ Student College or Career School Plans

✓ Student Circumstances

✓ Student Family Information

✓ Student Financial Information

✓ Student School List

✓ Parent Information

Parent Financial Information

Exit

Parent Tax Return Information

Información sobre la declaración de impuestos del padre

Convert all currency to U.S. dollars. If the answer is zero or does not apply, enter 0.

Convierta todas las monedas a dólares estadounidenses. Si la respuesta es cero o no aplica, ingrese 0.

Income earned from work *

Ingresos obtenidos del trabajo

This field is required

IRS Form 1040: line 1z (or 1040-NR: line 1z) + Schedule 1: lines 3+6. If a tax form line's value is negative, treat it as a zero in your calculation.

Formulario 1040 del IRS: línea 1z (o 1040-NR: línea 1z) + Anexo 1: líneas 3+6. Si el valor de una línea del formulario de impuestos es negativo, trátelo como cero en su cálculo.

Tax exempt interest income *

Ingresos por intereses exentos de impuestos

This field is required

IRS Form 1040: line 2a

Formulario 1040 del IRS: línea 2a

Untaxed portions of IRA distributions *

ORSAA Parent Income

Parent Sign & Submit

Sign and Submit the FAFSA Form

Summary

This page confirms that you understand the terms and conditions of the FAFSA* form and filled out the form accurately to the best of your ability.

The FAFSA form is a legal document you will electronically sign with your account username and password (FSA ID). Because your FSA ID is associated with your personal information, do not share it with anyone.

By signing the student's application electronically using your account username and password, YOU, THE PARENT, certify that all of the information you provided is true and complete to the best of your knowledge and you agree, if asked, to provide

- information that will verify the accuracy of your completed form, and
- U.S. or foreign income tax forms that you filed or are required to file.

You also certify that you understand that the secretary of education has the authority to verify information reported on your application.

If you sign this application or any document related to the federal student aid programs electronically using a username and password, and/or any other credential, you certify that you are the person identified by the username and password, and/or any other credential and have not disclosed that username and password, and/or any other credential to anyone else. If you purposefully give false or misleading information, including applying as an independent student without meeting the unusual circumstances required to qualify for such a status, you may be subject to criminal penalties under 20 U.S.C. 1097, which may include a fine up to \$20,000, imprisonment, or both.

Sign for yourself and submit the application for Raya Tran (Student).

☐ I, Alcina Tran, agree to the terms outlined above.

Cancel

Sign and Submit

OSAC PARENT HECC PARENT



2026-2027 ORSAA Application

Step 3: Consent & Disclosures

Exit

You have elected to electronically sign the 2026-2027 ORSAA Application. Please note that your electronic signature is still valid if errors exist on your form. If you need to make corrections to the form before signing, please go to the appropriate section on the left navigation bar and make your changes. If you need to make corrections to your form after you electronically sign, please contact the Office of Student Access and Completion (OSAC).

Please provide the information below to complete the electronic signature process. Your information must match exactly with what we have on file for your account, including any special characters that were used.

First name (OSAC PARENT) *

OSAC Parent

Enter your first name as you entered it when you created your account (may have been either full name or just first initial).

Last name (HECC PARENT) *

HECC Parent

Enter the last name used when you created your account.

Password *

Enter the Password used when you created your account.

REQUIRED DISCLOSURES

MINIMUM ELECTRONIC SIGNATURE HARDWARE & SOFTWARE REQUIREMENTS

Contact Information

Anel Venegas-Trujillo, OSAC

anel.venegas-trujillo@hecc.oregon.gov

Jenn Satalino, ECMC

jsatalino@ecmc.org